




THINK PARTS THINK TORNOS



CT 20

Swiss-type lathe

THE CT 20

From simple to mid complex components the CT 20 is designed to fulfill customers needs. Easy to use, productive, powerful, the CT 20 is the best choice for a quick return of investment.

Main advantages:

- Highly rigid and stable cast iron frame.
- Modular tooling zone.
- Powerful spindles and drives.
- Easy and fast setup.
- User-friendly.
- ISO programming.
- Up to 4 modular rotating tools in counter operation.



THE GATEWAY TO THE TORNOS WORLD

Productive

- Different modular attachments.
- Real parallel machining on machine with 5 linear axes.
- 2 completely independent tool systems.
- 4 radial rotating tools, 2 front rotating tools beside the subspindle and up to 4 rotating tools in counter-operation.

Easy to use

- Multiple CNC functions as standard.
- Good tool accessibility for easy adjustments.
- Numerous macros type G900 for programming help such as automatic bar loading, workpiece pick-up, initial cut, etc.
- Multiple CNC functions as standard.
- Machine can be programmed through Tornos TISIS software.

Powerful

- Up to 3.7 kW on the main spindle.
- Up to 10 rotating tools (optional).
- Up to 26 tools.
- High-precision machining.

Economical

- Machine offers a high level of autonomy as a result of its large swarf container. The container can be emptied whilst the machine is running.
- Great value for its price giving a rapid return on investment.



EQUIPMENT AND OPTIONS

Basic machine equipment:

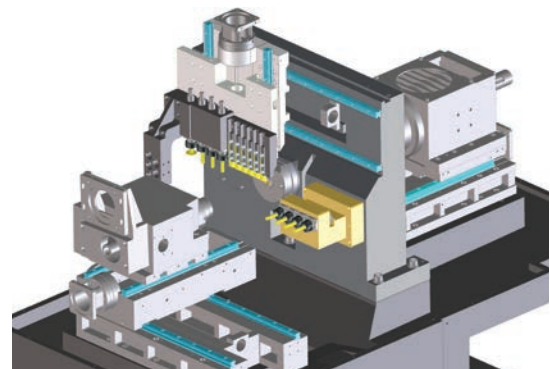
- Motorised rotating guide bush.
- C-axes for the main spindle and subspindle.
- Platen for turning tools.
- Attachment for front and rear end tool.
- 4 spindles for cross milling/drilling.
- Workpiece recovery at the counterspindle and guide bush.
- Pneumatic workpiece ejector.
- Workpiece conveyor belt.
- Bar loader interface.
- Warning light.
- High pressure pump 20 bars.

Options:

- Rear discharge system for long parts.
- Counterspindle brake unit.
- Rotating tools next to counterspindle.
- Rotating tools for counter-operations.




Rotating tools next to counterspindle (option)



5-axis machine

- 5 linear axes.
- 2 independent tool systems.
- Up to 26 tools.
- Up to 10 rotating tools.



Tool layout

Z1	C1	S1	
Sliding headstock	Sliding headstock C-axis	Main spindle	
X1/Y1		S11	
Platen 1		Rotating spindle on guide bush	
X4 / Z4	C4	S4	S51
Counterspindle	Counterspindle C-axis	Counterspindle	Rotating spindle on counter operation 4 modular rotating tools

CT 20

TECHNICAL SPECIFICATIONS		CT 20/5
		5 linear axes
		2 independent tool systems
		2 CNC channel
Main spindle		
Max bar diameter	mm	20
Spindle speed	rpm	8 000
Spindle drive power	kW	2,2 (3,7)
C axis		yes
Headstock stroke with rotating guide bush	mm	210
Main operation (base equipment)		
Max number of turning tools		6
Turning tool section		12 x 12
Max drilling diameter (front / rear cutting tool)		Ø 10mm (ER 16)
Max tapping diameter (front / rear cutting tool)		M8 (ER16)
Max radial drilling diameter		Ø 7
Max. number of front tools (op / cop)		5 / (5)
Cross-rotating tools		4 max. (in base)
Cross-rotating tool speed	rpm	8 000
Cross drive power	kW	1
Counterspindle		
Max bar diameter	mm	20
Max parts length (without rear discharge)	mm	80
Ejector stroke	mm	80
Spindle speed	rpm	8 000
Spindle drive power	kW	1,5 (2,2)
C-axis		yes
Counter operation		
Max number of tools		4
Rotating tools		4 (option)
Rotating tool speed	rpm	4 000
Drive power	kW	0,75
Machining for main operation with back slide		
Rotating tools (next to counterspindle)		Max 2 (option)
Rotating tool speed	rpm	8 000
Drive power		counterspindle motor
Max number of tools to be mounted		26
Tooling breakdown in operation / counter operation (with options)		17 / 9

GENERAL SPECIFICATIONS		CT 20/5
Max. length	mm	2 050
Max. width	mm	1 270
Height	mm	1 670
Weight	kg	2 400
Electrical mains		3 x 400V
Power supply	kVA	15
Coolant tank capacity	L	210
Standard coolant pump power	W	250
Colours : RAL 9006 grey, RAL 9011 black		

CNC AND SOFTWARE MAIN SPECIFICATIONS		CT 20/5
Fanuc 0i-TD, 2 channels		Yes
10.4" colour screen		Yes
Manual pulse generator (handwheel)		Yes
PCMCIA card reader and USB port		Yes
Interface via an Ethernet plug		Yes
4 input / output for specific functions		Yes
1MB memory for part programs		Yes
Metric / Inch programming		Yes
Programming in ISO code C		Yes
Direct Drawing Dimension programming		Yes
Various threading and tapping cycles		Yes
Linear, circular and cylindrical interpolations		Yes
Polar interpolation main spindle, counterspindle		Yes
Rigid tapping : main spindle, driven tools, counterspindle		Yes and back live tools
Polygon function programming		Yes
Macro variables for customer		Yes
Forward running of part program with MPG (by override)		Yes

**TORNOS S.A.**

Rue Industrielle 111
CH-2740 Moutier
Tél. +41 (0)32 494 44 44
Fax +41 (0)32 494 49 03
contact@tornos.com
www.tornos.com

TORNOS TECHNOLOGIES**DEUTSCHLAND GmbH**

Karlsruher Str. 38
D-75179 Pforzheim
Tél. +49 (0)7231 / 910 70
Fax +49 (0)7231 / 910 750
contact@tornos.de

TORNOS TECHNOLOGIES**FRANCE**

Boîte postale 330
St-Pierre en Faucigny
F-74807 La Roche
s / Foron Cedex
Tél. +33 (0)4 50 038 333
Fax +33 (0)4 50 038 907
france.contact@tornos.com

TORNOS TECHNOLOGIES**IBÉRICA**

Pol. Ind. El Congost
Avda. St Julià, 206 Nave 8
E-08403 Granollers
Tél. +34 93 846 59 43
Fax +34 93 849 66 00
comercial.tti@tornos.com

TORNOS TECHNOLOGIES**ITALIA SRL**

Via Cesare Pavese 21
I-20090 Opera / MI
Tél. +39 02 57 68 15 01
Fax +39 02 57 68 15 230
italia.contact@tornos.com

TORNOS TECHNOLOGIES**US CORPORATION**

840 Parkview Boulevard
US - Lombard, IL 60148
Tél. +1 630 812 2040
Fax +1 630 812 2039
info-us@tornos.com
www.tornos.us

TORNOS TECHNOLOGIES**UK LTD**

Tornos House
Whitwick Business Park
Coalville
UK - Leicestershire LE67 4JQ
Tél. +44 (0) 1530 513100
Fax +44 (0) 1530 814212
sales@tornos.co.uk

TORNOS TECHNOLOGIES**POLAND Sp. z o.o.**

Ul. Spółdzielcza 37-39
55-080 Kąty Wrocławskie
Poland
Tél. +48 71 33 85 618
Fax +48 71 33 85 617
poland.contact@tornos.com

TORNOS TECHNOLOGIES**(Shanghai) LTD**

Hui Feng Creativity Garden
Feng Yu Building, 1-2F
No. 239, Xitai Rd, Xu Hui District
CN - Shanghai 200232
Tél. +86 21 6235 1235
Fax +86 21 6235 1938
china.contact@tornos.com

TORNOS BEIJING OFFICE

Rm.1706, Tower A
Dongyu Office Building
Jia #1 Shuguang Xili
Chaoyang District
CN - Beijing 100028
Tél. +86 10 5979 8583
Fax +86 10 5822 0483
beijing.contact@tornos.com

TORNOS TECHNOLOGIES**ASIA LIMITED**

Rm 1803-06, Corporation Park,
11 On Lai Street, Shek Mun,
Shatin, N.T., Hong Kong
Tél. +852 2691 2633
Fax +852 2691 2133
asiapacific.contact@tornos.com

TORNOS S.A. THAILAND**REPRESENTATIVE OFFICE**

7th Floor, 19, Bangna -Trad Soi 34,
Bangna -Trad KM. 3 Road.
Bangna, Bangkok, 10260
Thailand
Tél. +66 2746 8840-1
Fax +66 2746 8842
thailand.contact@tornos.com

TORNOS TECHNOLOGIES ASIA LTD**MALAYSIA****REPRESENTATIVE OFFICE**

No. 1-1-11, Ground Floor & 1-2-11,
First Floor, One Terrace Plus,
Tingkat Mahsuri 4,
11900 Bayan Lepas,
PENANG, MALAYSIA
Tél. +60 4 642 6562 / 4 642 6563
Fax +60 4 642 6561
malaysia.contact@tornos.com

Conforms to the European CE/CEM Safety Standards

This document is based on information available at the time of publication. While every effort has been made to be accurate, the information contained herein does not purport to cover all details or variations in hardware and software, nor to provide for every possible contingency in connection with installation, operation and maintenance. TORNOS S.A. assumes no obligation of notice to holders of this document with respect to changes subsequently made. TORNOS S.A. makes no representation or warranty, expressed, implied, or statutory with respect to, and assumes no responsibility for the accuracy, completeness, sufficiency or usefulness of the information contained herein. No warranties of merchantability nor fitness for purpose shall apply.